

# Rainwater Harvesting with the Li-Lo underground tank



## Li-Lo

### Flat Rainwater Tanks

The Li-Lo tank series for shallow excavation!



Picture shows an example of the garden package complete

#### SUPRA internal filter

- Provides over 95% water yield
- Self cleaning filter
- Space saving filter technology inside the tank
- Can manage roof areas up to 350 sqm
- Stainless steel filter insert 0.35 mm

#### Garden Tank and Filter Package

##### Scope of supply:

- Garden Tank, plus
- Supra Filter package (0.35 mm stainless steel mesh filter system-self cleaning)

#### Garden Package Complete

##### Scope of supply:

- Garden Tank and Filter Package, plus
- Stainless steel submersible pump and automatic rainwater controller (watermark approved)

Sizes shown are approximate sizes. Capacities listed are approximate maximum volumes. Specifications are subject to change. \* Conditions Apply.

Your Agent

Head Office: 1800 651 004  
89 Childers Rd, Bundaberg Qld 4670

Rutherford: 1800 261 771  
21 Kyle St. Rutherford NSW 2320

[www.nationalpolyindustries.com.au](http://www.nationalpolyindustries.com.au)



2 friends



2 spades



1 morning

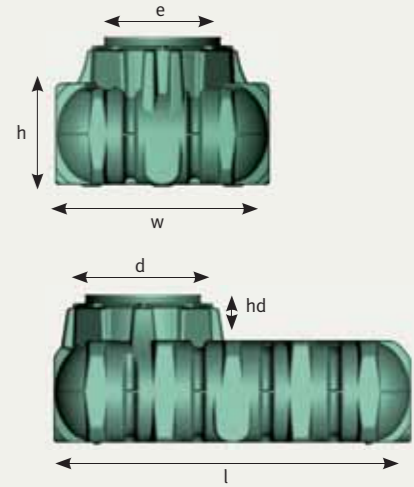
# How do you install a tank?

It's as easy as 1, 2, 3.




## Technical data

Measurements/weights	1600 l 350 Gal	3000 l 660 Gal	5000 l 1100 Gal
Length [l]	2100 mm (82,6")	2450 mm (49,2")	2890 mm (113,77")
Width [w]	1250 mm (49,2")	2100 mm (82,67")	2300 mm (90,55")
Height of tank shoulder [h]	700 mm (27,5")	735 mm (28,9")	950 mm (37,4")
Height of dome collar [hd]	315 mm (12,4")	315 mm (12,4")	315 mm (12,4")
Ø inlet [e]	650 mm (25,96")	650 mm (25,96")	650 mm (25,96")
Ø tank dome [d]	800 mm (31,49")	800 mm (31,49")	800 mm (31,49")
Weight approx.	80 kg	170 kg	240 kg




75 % less digging compared with a concrete cistern.

Save more than 100 wheelbarrow loads of soil!



## Tank only packages



**\*Includes PE lid:**  
PE lid double-walled with childproof lock  
Colour: grass green  
Ø 70 cm.

**Accessory:**  
**The perfect tank covering**  
The standard Li-Lo telescopic dome shaft can be telescoped and shortened in a continuously variable manner. Ø 60 cm, adjustable from 22-55 cm.

**Accessory:**  
**Car module**  
Class B125/DIN EN 124 (in combination with Li-Lo telescopic dome shaft), consisting of cast cover with a Ø of 69 cm and cast frame with a Ø of 78 cm.

### The perfect solution

- ✓ Patented technology!
- ✓ State of the art rain water harvesting technology
- ✓ Amazing German engineered underground tank system
- ✓ Stunning technology with self cleaning filter
- ✓ Simple to install – very low maintenance

